


NAGAR PALIKA PARISHAD, NAWABGANJ BARABANKI
PROVISIONAL BALANCE SHEET AS ON 31.03.2025

Code No.	Item / Head of Account	Schedule No.	Current Year Amount (Rs.)	Previous-Year Amount (Rs.)
1	2	3	4	5
	LIABILITIES			
	Reserve & Surplus			
3-10	Municipal (General) Fund	B-1	3,17,76,38,557.92	3,13,23,84,508.03
3-11	Earmarked Funds	B-2		
3-12	Reserves	B-3	58,00,73,752.47	47,00,69,756.47
	Total Reserves & Surplus		3,75,77,12,310.39	3,60,24,54,264.50
3-20	Grants, contribution for specific purposes	B-4	36,50,97,338.04	17,76,40,583.04
	Loans			
3-30	Secured Loans	B-5	13,29,65,000.00	13,29,65,000.00
3-31	Unsecured Loans	B-6		
	Total Loans		13,29,65,000.00	13,29,65,000.00
	Current Liabilities and Provisions			
3-40	Deposits Received	B-7	2,33,87,978.64	1,90,91,619.00
3-41	Deposit works	B-8		
3-50	Other Liabilities (Sundry Creditors)	B-9	6,63,04,220.41	7,34,49,211.41
3-60	Provisions	B-10		
	Total Current Liabilities and Provisions		8,96,92,199.05	9,25,40,830.41
	TOTAL LIABILITIES		4,34,54,66,847.48	4,00,56,00,677.95
	Assets			
	Fixed Assets			
4-10	Gross Block	B-11	4,72,66,30,143.33	4,49,89,83,512.33
4-11	Less: Accumulated Depreciation		98,47,61,982.18	88,62,03,990.71
	Net Block		3,74,18,68,161.15	3,61,27,79,522.62
4-12	Capital Work-in-Progress			
	Total Fixed Assets		3,74,18,68,161.15	3,61,27,79,522.62
	Investments			
4-20	Investment-General Fund	B-12		
4-21	Investment-Other Funds	B-13		
	Total Investments			
	Current Assets, Loans and Advances			
4-30	Stock in Hand (Inventories)	B-14	11,89,716.00	14,99,625.64
4-31	Sundry Debtors (Receivables)			
4-32	Gross amount outstanding Less: Accumulated provision against and doubtful Receivables	B-15	4,26,53,836.00	6,29,93,352.00
	Net Amount Outstanding			
4-40	Prepaid Expenses	B-16		
4-50	Cash and Bank Balances	B-17		
4-60	Loans, advances and deposits	B-18	55,77,43,003.33	32,63,16,046.69
4-61	Less: Accumulated provision against Loans		20,12,131.00	20,12,131.00
	Net Amount Outstanding			
	Total Current Assets, Loans and Advances		60,35,98,686.33	39,28,21,155.33
4-70	Other Assets	B-19		
4-80	Miscellaneous Expenditure (to the extent not written off)	B-20		
	Total Other Assets			
	TOTAL ASSETS		4,34,54,66,847.48	4,00,56,00,677.95

The above Provisional Balance Sheet has been compiled and prepared by the management of Nagar Palika Parishad, Nawabganj Barabanki with the assistance of FLC appointed for assisting in implementation of DEAS.

For Achal Srivastava & Co.
Chartered Accountants

Achal Srivastava
Partner
Varanasi




Accountant
Nagar Palika Parishad, Nawabganj
नगर पालिका परिषद
नवाबगंज, बाराबंकी


For and on behalf of Nagar Palika Parishad, Nawabganj Barabanki

Executive Officer
Nagar Palika Parishad, Nawabganj
Barabanki

Schedule B-1 : Municipal (General) Fund [Code No. 310]

Code No.	Particulars	Opening Balance as per the last Account (Rs.)	Additions during the year	Total (Rs.)	Deductions during the year (Rs.)	Balance at the end of the Year
1	2	3	4	5 (3+4)	6	7 (5-6)
310-10	Municipal Fund	3132384508.03	0.00	3132384508.03	0.00	3132384508.03
310-90	Excess of Income & Expenditure	0.00	4,52,54,049.89	4,52,54,049.89	0.00	4,52,54,049.89
	Total Municipal Fund (310)	3,13,23,84,508.03	4,52,54,049.89	3,17,76,38,557.92	-	3,17,76,38,557.92


 लेखाधिकारी
 नगर पालिका परिषद
 नवाबगंज, बाराबंकी


 अधिसारको अधिकारी
 नगर पालिका परिषद नवाबगंज
 बाराबंकी

Schedule B-2 : Earmarked Funds

Schedule B-2: Special Funds/Sinking Fund/Trust or Agency Fund [Code No. 311]

Particulars	Special Fund 1	Special Fund 2	Special Fund 3	Special Fund 4	Special Fund 5	Pension Fund	General Provident Fund
1	2	3	4	5	6	7	8
(a) Opening Balance	-	-	-	-	-	-	-
(b) Additions to the Special Fund							
(i) Transfer from Municipal Fund	-	-	-	-	-	-	-
(ii) Interest/Dividend earned on Special Fund Investment	-	-	-	-	-	-	-
(iii) Profit on disposal of Special Fund Investments	-	-	-	-	-	-	-
(iv) Appreciation in Value of Special Fund Investment	-	-	-	-	-	-	-
(v) Other Addition (Specify nature)	-	-	-	-	-	-	-
Total (b)	-	-	-	-	-	-	-
Total (a+b)	-	-	-	-	-	-	-
(c) Payments out of funds							
(i) Capital Expenditure on Fixed Assets*							
Others	-	-	-	-	-	-	-
Sub-total	-	-	-	-	-	-	-
(ii) Revenue Expenditure on Salary, Wages and allowances etc. Rent	-	-	-	-	-	-	-
Other Administrative Charges	-	-	-	-	-	-	-
Sub-total	-	-	-	-	-	-	-
(iii) Other :							
Loss on disposal of Special Fund Investments	-	-	-	-	-	-	-
Diminution in Value of Special Fund Investments	-	-	-	-	-	-	-
Sub-total	-	-	-	-	-	-	-
Total of (i+ii+iii) (c)	-	-	-	-	-	-	-
Net balance at year end(a+b)-(c)	-	-	-	-	-	-	-
Grant Total of Special Funds							

लेखाधिकारी
नगर पालिका परिषद
नवाबगंज, बाराबंकी

आदेशासी अधिकारी
नगर पालिका परिषद नवाबगंज
बाराबंकी

Schedule B - 3 : Reserves [Code No. 312]

Code No.	Particulars	Opening Balance as per the last Account (Rs.)	Additions during the year	Total (Rs.)	Deductions during the year (Rs.)	Balance at the end of the Year
1	2	3	4	5 (3+4)	6	7 (5-6)
312-10	Capital Contribution	-	-	-	-	-
312-11	Capital Reserve	-	-	-	-	-
312-20	Borrowing Redemption Reserve	-	-	-	-	-
312-30	Special Funds (Utilised)	19,64,43,091.00	11,00,03,996.00	30,64,47,087.00	-	30,64,47,087.00
312-40	Statutory Reserve	-	-	-	-	-
312-50	General Reserve	27,36,26,665.47	-	27,36,26,665.47	-	27,36,26,665.47
312-60	Revaluation Reserve	-	-	-	-	-
	Total Reserve Funds	470069756.47	110003996.00	580073752.47	0.00	580073752.47

आवृत्त अर्थः
नगर पालिका पर्सिद नवाबगज
बाराबंकी

नेपाल
नगर पालिका पर्सिद
नवाबगज, बाराबंकी

Schedule B-4 : Grants & Contribution for Specific Purposes [Code No. 320] Amount in Rs.

Particulars	Grants from Central Government	Grants from State Government	Grants from Government Agencies	Grants from Financial Institution	Grants from International Organisation	Grants from Welfare Bodies	Others
(a) Opening Balance	14,08,54,027.78	3,67,86,555.26	-	-	-	-	-
(b) Addition to the Grants							
(i) Grants received during the year	29,32,12,440.00	2,98,91,676.00	-	-	-	-	-
(ii) Interests/Dividends earned on Grant Investments	-	-	-	-	-	-	-
(iii) Profit on Disposal of Grant Investments	-	-	-	-	-	-	-
(iv) Appreciation in value of Grant Investments	-	-	-	-	-	-	-
(v) Other addition	57,59,782.00	9,68,167.00	-	-	-	-	-
(vi) Interest & Charge (Specify Nature)	29,89,72,222.00	3,08,59,843.00	-	-	-	-	-
Total (b)	43,98,26,249.78	6,76,46,398.26	-	-	-	-	-
Total (a+b)							
(c) Payments out of Funds							
(i) Capital Expenditure on Fixed Assets	8,27,39,688.00	2,72,64,308.00	-	-	-	-	-
Others	8,27,39,688.00	2,72,64,308.00	-	-	-	-	-
Sub-total							
(ii) Revenue Expenditure on Salary, Wages and allowances etc.	2,69,93,722.00	53,77,592.00	-	-	-	-	-
Rent	-	-	-	-	-	-	-
Other administrative charges	-	-	-	-	-	-	-
Others	-	-	-	-	-	-	-
Sub-total	2,69,93,722.00	53,77,592.00	-	-	-	-	-
(iii) Other :							
Loss on disposal of Grant Investments	-	-	-	-	-	-	-
Diminution in Value of Grant Investments	-	-	-	-	-	-	-
Grants Transferred (UIDSSMT)	-	-	-	-	-	-	-
Grants Irr	-	-	-	-	-	-	-
Sub-total	-	-	-	-	-	-	-
Total of (i+ii+iii) (c)	10,97,33,410.00	3,26,41,900.00	-	-	-	-	-
Net balance at year end (a+b) - (c)	33,00,92,839.78	3,50,04,498.26	-	-	-	-	-
Total Grants & Contribution for Specific Purposes	36,50,97,338.04						

अध्यापक
नगर पालिका पब्लिक नवाबगंज
बासवकी

लेखापाल
नगर पालिका परिषद
नवाबगंज, बासवकी

Schedule B-5 : Secured Loans [Code No. 330]

Code No.	Particulars	Current Year Amount (Rs.)
1	2	3
330-10	Loans from Central Government	0.00
330-20	Loans from State Government	132965000.00
330-30	Loan from Government Bodies and Association	0.00
330-40	Loan from International Agencies	0.00
330-50	Loan from Bank and other financial Institution	0.00
330-60	Other Term Loan	0.00
330-70	Bond & Debentures	0.00
330-80	Other Loans	0.00
	Total Secured Loans	132965000.00

Notes :


1. The nature of the security shall be specified in each of these categories.
2. Particulars of any guarantees given shall be disclosed.
3. Terms of redemption (if any) of bonds/Debentures issued shall be stated, together with the earliest date of redemption.
4. Rate of interest and original amount of Loan and Outstanding can be provided for every Loan under each of these categories separately.
5. For loan disbursed directly to an Executing Agency , please specify the name of the project for wich such loan is raised.


Schedule B- 6 : Unsecured Loans [Code No. 331] .

Code No.	Particulars	Current Year Amount (Rs.)
1	2	3
331-10	Loans from Central Government	0.00
331-20	Loans from State Government	0.00
331-30	Loan from Government Bodies and Association	0.00
331-40	Loan from International Agencies	0.00
331-50	Loan from Bank and other Financial Institution	0.00
331-60	Other Term Loan	0.00
331-70	Bond & Debentures	0.00
331-80	Other Loans	0.00
	Total Unsecured Loans	0.00

Note :

Rate of interest and original amount of Loan and Outstanding can be provided for every Loan under each of these categories separately.


लेखाकार
नगर पालिका परिषद
नवाबगंज, बाराबंकी


आधशासी अधिकारी
नगर पालिका परिषद नवाबगंज
बाराबंकी

Schedule B- 7 : Deposits Received [Code No. 340]

Code No.	Particulars	Current Year Amount (Rs.)
1	2	3
340-10	From Contractors	23387978.64
340-20	From Revenues	0.00
340-30	From Staff	0.00
340-80	From Others	0.00
	Total Deposits Received	23387978.64

Schedule B- 8 : Deposits Works [Code No. 341]

Code No.	Particulars	Current Year Amount (Rs.)
1	2	3
341-10	Civil Works	0.00
341-20	Electrical Works	0.00
34-80	Others	0.00
	Total Deposits Works	0.00

Schedule B- 9 : Other Liabilities (Sundry Creditors) [Code No. 350]

Code No.	Particulars	Current Year Amount (Rs.)
1	2	3
350-10	Creditors (Contractors/Suppliers)	9529483.52
350-11	Employee Liabilities	18825326.00
350-12	Interest Accured and Due	2235399.89
350-20	Recovereis Payable	0.00
350-30	Government Dues Payable	0.00
350-40	Refunds Payable	0.00
350-41	Advance Collection of Revenues	35714011.00
350-80	Others	0.00
	Total Other liabilities (Sundry Creditors)	66304220.41

Schedule B- 10 : Provisions [Code No. 360]

Code No.	Particulars	Current Year Amount (Rs.)
1	2	3
360-10	Provisions for Expenses	0.00
360-20	Provisions for Interest	0.00
360-30	Provision for Other Assets	0.00
	Total Provisions	0.00

लेखाकार
नगर पालिका परिषद
नवाबगंज, बाराबंकी

अधशासी अधिकारी
नगर पालिका परिषद नवाबगंज
बाराबंकी

Schedule B - 11 : Fixed Assets [Code No. 410 & 411]

Code No. Minor Code	Particulars Name of Assets	Gross Block				Accumulated Depreciation			Net Assets		
		Opening Balance	Addition during the period	Deduction during the period	Cost at the end of the year	Opening Balance	Addition during the period	Deduction during the period	Total at the end of the year	At the end of Previous Year	At the end of Current Year
1	2	3	4	5	6	7	8	9	10	11	12
410-10	Land	2161124922.45	0.00	0.00	2161124922.45	0.00	0.00	0.00	0.00	2161124922.45	2161124922.4
410-20	Buildings Infrastructure Assets	868117331.00	8230238.00	0.00	876347769.00	431320800.33	22085651.01	0.00	453406451.34	436796730.67	422941317.6
410-30	Road and Bridges	497838787.23	128861890.00	0.00	626700677.23	157252202.90	21732039.99	0.00	178984242.89	340586584.33	447716434.3
410-31	Sewerage and Drainage	514399401.72	37612260.00	0.00	552011661.72	127313070.01	20401382.51	0.00	147714452.52	387086331.71	404297209.2
410-32	Waterways	99958903.00	35949319.00	0.00	135908222.00	23385933.80	15748924.75	0.00	39134858.55	76572969.20	96773363.4
410-33	Lakes & Ponds	68529555.00	8317574.00	0.00	76847129.00	0.00	0.00	0.00	0.00	68529555.00	76847129.0
410-33	Public Lighting	7444128.00	3892108.00	0.00	11336236.00	1408202.94	1240238.03	0.00	2648440.97	6035925.06	8687795.0
410-40	Other Assets	59689828.00	972090.00	0.00	60661918.00	30809912.17	4413128.52	0.00	35223040.69	28879915.83	25438877.3
410-50	Plant & Machinery	48117283.94	0.00	0.00	48117283.94	23617094.90	3675028.36	0.00	27292123.26	24500189.04	20825160.6
410-60	Vehicles Office & Other Equipment	7783443.00	1221973.00	0.00	9005416.00	4127065.97	640104.53	0.00	4767170.50	3656377.03	4238245.5
410-70	Furniture, Fixtures Fittings and Electrical	150700291.99	670214.00	0.00	151370505.99	82551440.58	6848395.84	0.00	89399836.42	68148851.41	61970669.5
410-80	Appliances Other Fixed Assets	15279438.00	1918964.00	0.00	17198402.00	4418267.11	1773097.93	0.00	6191365.04	10861170.89	11007036.9
	Total	4498983513.33	227646630.00	0.00	4726630143.33	886203990.71	98557991.47	0.00	984761982.18	3612779522.62	3741868161.1

लेखाधिकारी
नगर पालिका परिषद
नवाबराज, बाराबंकी

अध्यापक
नगर पालिका परिषद नवाबराज
बाराबंकी

Schedule B - 12 : Investments- General Fund [Code No. 420]

Code No.	Particulars	With whom invested	Face Value Rs.	Current year Carrying Cost (Rs.)
1	2	3	4	5
420-10	Central Government Securities			0.00
420-20	State Government Securities			0.00
420-30	Debentures and Bonds			0.00
420-40	Preference Shares			0.00
420-50	Equity Shares			0.00
420-60	Units of Mutual Funds			0.00
420-80	Other Investments			0.00
	Total of Investments Other Fund			0.00

1. Insert the other Heads of Account and the corresponding Codes of Account for other investments made by the ULB
2. Provide break up of other investments as applicable
3. Aggregate amount of quoted investments and also marked value thereof shall be disclosed. Aggregate amount of unquoted investments shall also be disclosed.

Schedule B - 13 : Investments- Other Fund [Code No. 421]

Code No.	Particulars	With whom invested	Face Value Rs.	Current year Carrying Cost (Rs.)
1	2	3	4	5
421-10	Central Government Securities			0.00
421-20	State Government Securities			0.00
421-30	Debentures and Bonds			0.00
421-40	Preference Shares			0.00
421-50	Equity Shares	0	0	0.00
421-60	Units of Mutual Funds			0.00
421-80	Other Investments			0.00
	Total of Investments General Fund			0.00

1. Insert the other Heads of Account and the corresponding Codes of Account for other investments made by the ULB
2. Provide break up of other investments as provided for General Fund Investments.

Schedule B-14 : Stock in Hand (Inventories) [Code 430]

Code No.	Particulars	Current Year Amount (Rs.)
430-10	Stores	1189716.00
430-20	Loose Tools	0.00
430-30	Others	0.00
	Total Stock in Hand	1189716.00

लेखपाल
नगर पालिका परिषद
नवाबगंज, बाराबंकी

आयुक्त अधिकारी
नगर पालिका परिषद नवाबगंज
बाराबंकी

Schedule B - 15 : Sundry Debtors (Receivables) [Code No. 431]

Code No.	Particulars	Gross Amount	Provision for Outstanding Revenues (Rs.)	Net Amount (Rs.)
1	2	3	4	5 (3-4)
431-10	Receivables for Property Taxes	3530100.50	0.00	3530100.50
	Less than 5 year*	0.00	0.00	0.00
	More than 5 Year*	0.00	0.00	0.00
	Sub Total	3530100.50	0.00	3530100.50
431-91	Less : State Government Cesses/ Levies in Taxes - Control Account	0.00	0.00	0.00
	Net Receivables of Property Taxes	3530100.50	0.00	3530100.50
331-19	Receivables of other Taxes	2886596.50	0.00	2886596.50
	Less than 3 years*	0.00	0.00	0.00
	More than 3 years*	0.00	0.00	0.00
	Sub Total	2886596.50	0.00	2886596.50
431-99	Less: State Governmnt Cesses/ Levies in Taxes - Control Account	0.00	0.00	0.00
	Net Receivables of Other Taxes	2886596.50	0.00	2886596.50
431-20	Receivables of Cess Income			
	Less than 3 years*	0.00	0.00	0.00
	More than 3 years*	0.00	0.00	0.00
	Sub-Total	2886596.50	0.00	2886596.50
431-30	Receivables for Fees and User Charges	18405915.00	0.00	18405915.00
	Less than 3 years*	0.00	0.00	0.00
	More than 3 years*	0.00	0.00	0.00
	Sub-Total	18405915.00	0.00	18405915.00
431-40	Receivables from other Sources	1,78,31,224.00	0.00	1,78,31,224.0
	Less than 3 years*	0.00	0.00	0.00
	More than 3 years*	0.00	0.00	0.00
	Sub-Total	1,78,31,224.00	-	1,78,31,224.0
431-50	Receivables from Government	0.00	0.00	0.00
	Total of Sundry Debtors (Receivables)	4,26,53,836.00	0.00	4,26,53,836.00

लेखाकार
नगर पालिका परिषद
नवावगंज, बाराबंकी

आयुक्त आधिकार
नगर पालिका परिषद नवावगंज
बाराबंकी

Schedule B- 16 : Prepaid Expenses [Code No. 440]

Code No.	Particulars	Current Year Amount (Rs.)
1	2	3
440-10	Establishment	0.00
440-30	Administrative	0.00
440-20	Operations & Maintenance	0.00
	Total Prepaid Expenses	0.00

Schedule B - 17 : Cash and Balances [Code No. 450]

Code No.	Particulars	Current Year Amount (Rs.)
1	2	3
450-10	Cash	1371230.00
	Balance with Bank - Municipal Funds	
450-21	Nationalised Banks	132555338.36
450-22	Other Scheduled Banks	1577754.25
450-23	Scheduled Co operative Banks	0.00
450-24	Post Office	0.00
	Sub-Total	134133092.61
	Balance with Bank - Special Funds	
450-41	Nationalised Banks	4831806.66
450-42	Other Scheduled Banks	0.00
450-43	Scheduled Co-operative Banks	0.00
450-44	Post Office	0.00
	Sub-Total	4831806.66
	Balance with Bank - Grant Funds	
450-61	Nationalised Banks	102922541.46
450-62	Other Scheduled Banks	314484332.60
450-63	Scheduled Co operative Banks	
450-64	Post Office	0.00
	Sub-Total	417406874.06
	Total Cash and Bank Balance	55,77,43,003.33

लेखाकार
नगर पालिका परिषद
नवाबगंज, बाराबंकी

अधिशारी अधिकारी
नगर पालिका परिषद नवाबगंज
बाराबंकी

Schedule B - 18 : Loans, Advances and Deposits [Code 460]

Code No.	Particulars	Opening Balance at the beginning of the year (Rs.)	Paid during the Current Year (Rs.)	Recovered during the Year (Rs.)	Balance outstanding at the end of the year (Rs.)
1	2	3	4	5	6
460-10	Loans and Advances to Employees	2012131.00	0.00	0.00	2012131.00
460-20	Employee Provident Fund Loans	0.00	0.00	0.00	0.00
460-30	Loans to Others	0.00	0.00	0.00	0.00
460-40	Advances to Suppliers and Contractors	0.00	0.00	0.00	0.00
460-50	Advance to Others	0.00	0.00	0.00	0.00
460-60	Deposits with External Agencies	0.00	0.00	0.00	0.00
460-80	Other Current Assets	0.00	0.00	0.00	0.00
	Sub-Total	2012131.00	0.00	0.00	2012131.00
461	Less: Accumulated Provisions against [Schedule B - 18 (a)]	0.00	0.00	0.00	0.00
	Total Loans, Advances and Deposits	2012131.00	0.00	0.00	2012131.00

Schedule B - 18 (a) : Accumulated Provisions against Loans, Advances and Deposits (Code No. 461)

Code No.	Particulars	Current year Amount (Rs.)
461-10	Loans	0.00
461-20	Advances	0.00
461-30	Deposits	0.00
	Total Accumulated Provision	0.00

Note : The total of this Schedule should be equalling to the amount as per the total in Schedule B- 18.

Schedule B - 19 : Other Assets [Code No. 470]

Code No.	Particulars	Current year Amount (Rs.)
1	2	3
470-10	Deposit Works	0.00
470-20	Other Assets Control Accounts	0.00
	Total Other Assets	0.00

Schedule B - 20 : Miscellaneous Expenditure (to the extent not written off) [Code No. 480]

Code No.	Particulars	Current year Amount (Rs.)
1	2	3
480-10	Loan Issue Expenses Deffered	0.00
480-20	Discount on Issue of Loans	0.00
480-30	Deffered Revenue Expenses	0.00
480-90	Other	0.00
	Excess of Exp. over Income of earlier years	0.00
	Total Miscellaneous Expenditure	0.00

Field Level Consultant



Accountant
लेखाकार
नगर पालिका परिषद
नवाबगंज, बाराबंकी

अधीक्षारी अधिकारी
Executive Officer
नगर पालिका परिषद नवाबगंज
बाराबंकी

NAGAR PALIKA PARISHAD, NAWABGANJ BARABANKI

PROVISIONAL INCOME AND EXPENDITURE STATEMENT
FOR THE PERIOD FROM 01.04.2024 TO 31.03.2025


Code No.	Item / Head of Account	Sc. No.	Current Year Amount (Rs.)	Previous Year Amount (Rs.)
1	2	3	4	5
	INCOME			
1-10	Tax Revenue	I-1	4,22,08,116.00	4,22,08,116.00
1-20	Assigned Revenue & Compensation	I-2	6,78,59,466.00	79,62,354.00
1-30	Rental Income from Municipal Properties	I-3	49,62,963.00	56,63,567.00
1-40	Fees & User Charges	I-4	71,71,961.00	42,36,803.00
1-50	Sale & Hire Charges	I-5	4,57,151.00	5,06,825.00
1-60	Revenue Grants, Contributions & Subsidies	I-6	46,37,75,890.00	45,19,78,794.00
1-70	Income from Investment	I-7	-	-
1-71	Interest Earned	I-8	8,30,170.00	10,44,955.00
1-80	Other Income	I-9	6,29,796.00	5,38,660.00
A	TOTAL - INCOME		58,78,95,513.00	51,41,40,074.00
	EXPENDITURE			
2-10	Establishment Expenses	I-10	29,62,72,705.00	31,34,83,606.00
2-20	Administrative Expenses	I-11	1,91,86,613.00	42,99,023.00
2-30	Operations & Maintenance	I-12	12,65,42,085.64	11,29,68,213.88
2-40	Interest & Finance Expenses	I-13	292.00	27,176.59
2-50	Programme Expenses	I-14	20,81,776.00	31,51,657.00
2-60	Revenue Grants, Contributions & Subsidies	I-15	-	-
2-70	Provisions & Write Off	I-16	-	-
2-71	Miscellaneous Expenses	I-17	-	-
2-72	Depreciation		9,85,57,991.47	8,91,22,989.09
B	TOTAL - EXPENDITURE		54,26,41,463.11	52,30,52,665.56
A-B	Gross surplus/ (deficit) of income over expenditure before Prior Period Items		4,52,54,049.89	(89,12,591.56)
2-80	Less: Prior Period Items (Net)	I-18	-	-
	Gross surplus/ (deficit) of income over expenditure after Prior Period Items		4,52,54,049.89	(89,12,591.56)
2-90	Less: Transfer to Reserve Funds			
	Net Balance being surplus / deficit carried over to Municipal Fund		4,52,54,049.89	(89,12,591.56)

The above Provisional Income & Expenditure has been compiled and prepared by the management of Nagar Palika Parishad, Nawabganj Barabanki with the assistance of FLC appointed for assisting in implementation of DEAS.

For and on behalf of Nagar Palika Parishad, Nawabganj Barabanki

For Achal Srivastava & Co.
Chartered Accountants

Achal Srivastava
Partner
Varanasi



Nagar Palika Parishad, Nawabganj

नगर पालिका परिषद
नवाबगंज, बाराबंकी

Executive Officer
Nagar Palika Parishad, Nawabganj
Barabanki

Schedule I-1: Tax Revenue [Code No. 110]

Minor Code No.	Particulars	Current Year Amount (Rs.)
1	2	3
110-01	Property Tax	22866234.00
110-02	Water Tax	19341882.00
110-03	Severage Tax	0.00
110-04	Conservancy Tax	0.00
110-05	Lighting Tax	0.00
110-06	Education Tax	0.00
110-07	Vehicle Tax	0.00
110-08	Tax On Animals	0.00
110-09	Electricity Tax	0.00
110-10	Professional Tax	0.00
110-11	Advertisement Tax	0.00
110-12	Pilgrimage Tax	0.00
110-51	Octroi & Toll	0.00
110-52	Cess	0.00
110-80	Other Tax (Entertainment Tax)	0.00
	Sub- Total	42208116.00
	Less	
110-90	Tax Remissions and Refund [Schedule I-1(a)]	0.00
	Sub Total	0.00
	Total Tax Revenue	42208116.00

Schedule I-1(a): Remissions and Refund of Taxes

Minor Code No.	Particulars	Current Year Amount (Rs.)
1	2	3
	Property Taxes	0.00
	Octroi and Toll	0.00
	Cess Income	0.00
	Advertisement Tax	0.00
	Others	0.00
	Total Refund and Remission of Tax Revenue	0.00

Schedule I-2: Assigned Revenue & Compensation [Code No 120]

Minor Code No.	Particulars	Current Year Amount (Rs.)
1	2	3
120-10	Taxes and Duties Collected by Others	67859466.00
120-20	Compensations in lieu of Taxes/ Duties	0.00
120-30	Compensations in lieu of Concessions	0.00
	Total assigned revenues and compensation	67859466.00

Schedule I-3: Rental Income From Municipal Properties [Code No 130]

Minor Code No.	Particulars	Current Year Amount (Rs.)
1	2	3
130-10	Rent from Civic Amenities	4897083.00
130-20	Rent from Office Buildings	65880.00
130-30	Rent from Guest Houses	0.00
130-40	Rent from Lease of Lands	0.00
130-80	Other Rents	0.00
	Sub-Total	4962963.00
	Less:	
130-90	Rent Remission and Refunds	0.00
	Sub-Total	0.00
	Total Rental Income from Municipal Properties	4962963.00

लेखक
नगर पालिका परिषद
नवाबगंज बाराबंकी

अधेशासी अधिकारी
नगर पालिका परिषद नवाबगंज
बाराबंकी

Schedule I-4: Fees and User Charges [Code No 140]
Schedule I-4(a): Fees and User Charges -- Function Wise

Minor Code No.	Particulars	Current Year Amount (Rs.)
1	2	3
	Municipal Body	
	Administration	0.00
	Finance, Accounts, Audit	0.00
	Election	0.00
	Record Room	0.00
	Estate	0.00
	Storage & Purchase	0.00
	Workshop	0.00
	Census	0.00
	Total Income from Fees & User Charges	
	Function Wise	0.00

Schedule I-4(b): Fees and User Charges -- Income Head Wise [Code 140]

Minor Code No.	Particulars	Current Year Amount (Rs.)
1	2	3
140-10	Empanelment & Registration charges	266550.00
140-11	Licensing Fees	134000.00
140-12	Fees from Grant of Permit	0.00
140-13	Fees for Certificate or Extract	4867.00
140-14	Development Charges	0.00
140-15	Regularisation Charges	0.00
140-20	Penalties & Fines	93383.00
140-40	Other Fees	370898.00
140-50	User Charges	3643253.00
140-60	Entry Fees	0.00
140-70	Service/ Administrative Charges	2659010.00
140-80	Other Charges	0.00
	Sub-Total	7171961.00
	Less:	
140-90	Rent, Remission & Refunds	0.00
	Sub-Total	0.00
	Total Income from Fees & User Charges	
	Income Head Wise	7171961.00

Schedule I-5 : Sale and Hire Charges [Code No. 150]
Schedule I-5(a) : Sale and Hire Charges -- Function Wise

Minor Code No.	Particulars	Current Year Amount (Rs.)
1	2	3
	Municipal Body	
	Administration	0.00
	Finance, Accounts, Audit	0.00
	Election	0.00
	Record Room	0.00
	Estate	0.00
	Storage & Purchase	0.00
	Workshop	0.00
	Census	0.00
	Total Income from Sale & Hire Charges-Function Wise	0.00

लेखाकार
नगरपालिका परिषद
नमवाबगंज बासबकी

अधिसारि अधिकारी
नगर पालिका परिषद नवाबगंज

Schedule I-5 : Sale and Hire Charges -- Income Head Wise [Code no. 150]		
Minor Code No.	Particulars	Current Year Amount (Rs.)
1	2	3
150-10	Sale of Products	
150-11	Sale of Forms & Publications	0.00
150-12	Sale of Stores & Scrap	450001.00
150-30	Sale of Others	0.00
150-40	Hire Charges for Vehicles	7150.00
150-41	Hire Charges for Equipment	0.00
	Total Income from Sale & Hire Charges - Income Head Wise	457151.00

Schedule I-6 : Revenue Grants, Contributions & Subsidies [Code No 160]		
Minor Code No.	Particulars	Current Year Amount (Rs.)
1	2	3
160-10	Revenue Grant	463775890.00
160-20	Re- imbursement of Expenses	0.00
160-30	Contribution towards schemes	0.00
	Total Revenue Grants, contributions & Subsidies	463775890.00

Schedule I-7 : Income from Investments-General Fund [Code No. 170]		
Minor Code No.	Particulars	Current Year Amount (Rs.)
1	2	3
170-10	Interest on Investments	0.00
170-20	Dividend	0.00
170-30	Income from projects taken up on Commercial Basis	0.00
170-40	Profit on sale of Investments	0.00
170-80	Others	0.00
	Total Income from Investments	0.00

Schedule I-8 : Interest Earned [Code No. 171]		
Minor Code No.	Particulars	Current Year Amount (Rs.)
1	2	3
171-10	Interest from Bank Accounts	830170.00
171-20	Interest on Loans and Advances to Employees	0.00
171-30	Interest on Loans to others	0.00
171-80	Other Interest	0.00
	Total - Interest Earned	830170.00

Schedule I-9 : Other Income [Code No. 180]		
Minor Code No.	Particulars	Current Year Amount (Rs.)
1	2	3
180-10	Deposits Forfeited	0.00
180-11	Lapsed Deposits	0.00
180-20	Insurance Claim Recovery	0.00
180-30	Profit on Disposal of Fixed Assets	0.00
180-40	Recovery from Employees	0.00
180-50	Unclaimed Refund/Liabilities	0.00
180-60	Excess Provisions written back	0.00
180-80	Miscellaneous Income	629796.00
	Total Other Income	629796.00

लेखाकार
नगर पालिका परिषद
नवाबगंज, बाराबंकी

आधेशासी अधिकारी
नगर पालिका परिषद नवाबगंज
बाराबंकी

Schedule I-10 : Establishment Expenses [Code No. 210]

Minor Code No.	Particulars	Current Year Amount (Rs.)
1	2	3
I	Municipal Body	0.00
	Administrative	0.00
	Finance, Accounts, Audit	0.00
	Election	0.00
	Record Room	0.00
	Stores & Purchase	0.00
	Workshop	0.00
	Census	0.00
	Total Establishment Expenses- Function Wise	0.00

Schedule I-10 (b): Establishment Expenses -Expenditure Head Wise


Minor Code No.	Particulars	Current Year Amount (Rs.)
1	2	3
210-10	Salaries, Wages and Bonus	213558281.00
210-20	Benefits and Allowances	949769.00
210-30	Pension	70392583.00
210-40	Other Terminal & Retirement Benefits	11372072.00
	Total Establishment Expenses- Expenses Head Wise	296272705.00


Schedule I-11: Administrative Expenses -Code No.220

Minor Code No.	Particulars	Current Year Amount (Rs.)
1	2	3
	Municipal Body	0.00
	Administrative	0.00
	Finance, Accounts, Audit	0.00
	Election	0.00
	Record Room	0.00
	Stores & Purchase	0.00
	Workshop	0.00
	Census	0.00
	Total Administrative Expenses - Function Wise	0.00

Schedule I-11:(b) Administrative Expenses -Expenditure head-wise

Minor Code No.	Particulars	Current Year Amount (Rs.)
1	2	3
220-10	Rent, Rates and Taxes	0.00
220-11	Office Maintenance	6277719.00
220-12	Communication Expenses	117824.00
220-20	Books & Periodicals	4347.00
220-21	Printing and Stationery	152705.00
220-30	Travelling & Conveyance	51780.00
220-40	Insurance	0.00
220-50	Audit Fees	0.00
220-51	Legal Expenses	615715.00
220-52	Professional and Other Fees	943443.00
220-60	Advertisement and Publicity	4224024.00
220-61	Membership & Subscriptions	0.00
220-80	Other Administrative Expenses	6799056.00
	Total Administrative Expenses - Expenses Head wise	19186613.00


 लेखिका
 नगर पालिका परिषद
 नवाबगंज, बाराबंकी


 अध्यक्षी अधिकारी
 नगर पालिका परिषद नवाबगंज
 बाराबंकी

Schedule I-12: Operations and Maintenance Expenses Code No.230

Minor Code No.	Particulars	Current Year Amount (Rs.)
1	2	3
	Municipal Body	0.00
	Administrative	0.00
	Finance, Accounts, Audit	0.00
	Election	0.00
	Record Room	0.00
	Stores & Purchase	0.00
	Workshop	0.00
	Census	0.00
	Total Operations & Maintenance Expenses - Functions wise	0.00

Schedule I-12(b): Operations and Maintenance- Expenditure head wise

Minor Code No.	Particulars	Current Year Amount (Rs.)
1	2	3
230-10	Power & Fuel	12435050.00
230-20	Bulk Purchases	332784.00
230-30	Consumption of Stores	10707450.64
230-40	Hire Charges	0.00
230-51	Repairs & Maintenance-Infrastructure Assets	44912869.00
230-52	Repairs & Maintenance- Building	9135952.00
230-53	Repairs & Maintenance-Civic Amenities	22931203.00
230-54	Repairs & Maintenance - Vehicles	5132181.00
230-59	Repairs & Maintenance - Others	5056420.00
230-80	Other Operating & Maintenance Expenses	15898176.00
	Total Operations & Maintenance - Expense Head wise	126542085.64

Schedule I-13: Interest & Finance Charges [Code No. 240]

Minor Code No.	Particulars	Current Year Amount (Rs.)
1	2	3
240-10	Interest on Loans from Central Government	0.00
240-20	Interest on Loans from State Government	0.00
240-30	Interest on Loans from Government Bodies & Associations	0.00
240-40	Interest on Loans from International Agencies	0.00
240-50	Interest on Loans from Banks & Other Financial Institutions	0.00
240-60	Other Interest	0.00
240-70	Bank Charges	292.00
240-80	Other Finance Expenses	0.00
	Total Interest & Finance Charges	292.00

Schedule I-14: Programme Expenses [Code No. 250]

Minor Code No.	Particulars	Current Year Amount (Rs.)
1	2	3
250-10	Election Expenses	278467.00
250-20	Own Programmes	0.00
250-30	Share in Programmes of Others	1803309.00
	Total Programme Expenses	2081776.00

लेखाकार
नगर पालिका परिषद
नवाबगंज, बाराबंकी

अधिसारी अधिकारी
नगर पालिका परिषद नवाबगंज
बाराबंकी

Schedule I-15: Revenue Grants, Contributions & Subsidies [Code No. 260]

Minor Code No.	Particulars	Current Year Amount (Rs.)
1	2	3
260-10	Grants [give details]	0.00
260-20	Contributions [give details]	0.00
260-30	Subsidies [give details]	0.00
	Total Revenue Grants, Contributions & Subsidies	0.00

Schedule I-16: Provisions & Write off [Code No. 270]

Minor Code No.	Particulars	Current Year Amount (Rs.)
1	2	3
270-10	Provisions for Doubtful Receivables	0.00
270-20	Provision for Other Assets	0.00
270-30	Revenues written off	0.00
270-40	Assets written off	0.00
270-50	Miscellaneous Expenses written off	0.00
	Total Provisions & Write off	0.00

Schedule I-17: Miscellaneous Expenses [Code No. 271]

Minor Code No.	Particulars	Current Year Amount (Rs.)
1	2	3
271-10	Loss on disposal of Assets	0.00
271-20	Loss on disposal of Investments	0.00
271-80	Other Miscellaneous Expenses	0.00
	Total Miscellaneous Expenses	0.00

Schedule I-18: Prior Period Items (Net) [Code No. 280]

Minor Code No.	Particulars	Current Year Amount (Rs.)
1	2	3
	Income	
280-10	Taxes	
280-20	Other- Revenues	0.00
280-30	Recovery of revenues written off	0.00
280-40	Other Income	0.00
	Sub - Total Income (a)	0.00
	Expenses	
280-50	Refund of Taxes	
280-60	Refund of Other -Revenues	0.00
280-80	Other Expenses	0.00
	Sub - Total Income (b)	0.00
	Total Prior Period Items (Net) (a-b)-	0.00

लेखाकार
नगर पालिका परिषद
नवाबगंज, बाराबंकी

अधेशासी अधिकारी
नगर पालिका परिषद नवाबगंज
बाराबंकी



NAGAR PALIKA PARISHAD, NAWABGANJ BARABANKI

CASH FLOW STATEMENT FOR THE YEAR ENDED MARCH 31

	CURRENT YEAR 2025	PREVIOUS YEAR 2024
Cash Flow From Operating Activities		
Gross surplus/ (deficit) over expenditure	4,52,54,050	(89,12,592)
Adjustments for:		
Add:		
Depreciation	9,85,57,991	8,91,22,989
Interest and Finance expenses	292	27,177
Provisions write off	-	-
Less:		
Profit on disposal of assets	-	-
Dividend Income	-	-
Interest Income	(8,30,170)	(10,44,955)
Investment Income	-	-
Adjusted income over expenditure before effecting changes in current assets and current liabilities and extra ordinary items	14,29,82,163	7,91,92,619

Changes in current assets and current liabilities

(Increase)/ decrease in Sundry debtors	2,03,39,516	(48,66,033)
(Increase)/ decrease in Stock in hand	3,09,910	9,86,260
(Increase)/ decrease in Prepaid expenses	-	-
(Increase)/ decrease in Other current assets	-	-
(Decrease)/ increase in Deposits received	42,96,360	(91,38,766)
(Decrease)/ increase in Deposits works	-	-
(Decrease)/ increase in Other current liabilities	(71,44,991)	95,31,467
(Decrease)/ increase in Provisions	-	-

Extra Ordinary Items

Net cash generated from/ (used in) operating activities

A

16,07,82,958

7,57,05,547

Cash Flow From Investing Activities


(Purchase) of Fixed Assets & CWIP	(22,76,46,630)	(14,90,08,544)
Increase/ (Decrease) in Grants received for specific purpose	18,74,56,755	(52,05,018)
(Purchase) of Investment	-	-
Increase/ (Decrease) in reserves	11,00,03,996	10,44,69,544
Increase/ (Decrease) in municipal fund	-	(5,63,821)
Add:		
Proceeds from disposal of assets	-	-
Proceeds from disposal of investments	-	-
Investment income received	-	-
Interest income received	8,30,170	10,44,955


Net Cash generated from/ (used in) Investing Activities


B

7,06,44,291

(4,92,62,884)


 लेखाधिकारी
 नगर पालिका परिषद
 नवाबगंज, बाराबंकी




 आदेशासी अधिकारी
 नगर पालिका परिषद नवाबगंज
 बाराबंकी

Cash Flow From Financing Activities**Add:**

Loan from banks/ others received

Less:

Loans repaid during the period

Loans and advances to employees

Loans to others

Finance Expenses

	-	-
	-	-
	-	-
	-	-
	(292)	(27,177)
	<u>(292)</u>	<u>(27,177)</u>
Net Cash generated from/ (used in) Financing activities	C	
	<u>23,14,26,957</u>	<u>2,64,15,486</u>
Net Increase/ (Decrease) In Cash and Cash Equivalents	(A+B+C)	
Cash and Cash Equivalents at the beginning of the period	32,63,16,047	29,99,00,561
Cash and Cash Equivalents at the end of the period	<u>55,77,43,003</u>	<u>32,63,16,047</u>

Note:

1. Cash and Cash Equivalents comprise

Cash in Hand

Bank balances- with municipal fund


Bank balances- with special fund


Balances with banks- grant funds


Total

	13,71,230	20,37,278
	13,41,33,093	4,67,02,172
	48,31,807	3,22,628
	41,74,06,874	27,72,53,969
Total	<u>55,77,43,003</u>	<u>32,63,16,047</u>

This is the Cash Flow referred to in our report of even date.


लेखाकार
नगर पालिका परिषद
नवाबगंज, बाराबंकी



अधेशासी अधेगारा
नगर पालिका परिषद नवाबगंज
बाराबंकी



Head of Account	Code	Line Item	Amount in INR
Income			4,22,08,116
Revenue	110	Tax Revenue	6,78,59,466
Revenue	120	Assigned Revenues & Compensation	49,62,963
Revenue	130	Rental Income from Municipal Properties	71,71,961
Revenue	140	Fee & User Charges	4,57,151
Revenue	150	Sale & Hire charges	46,37,75,890
Revenue	160	Revenue Grants, Contributions & Subsidies	
Revenue	170	Income from Investment	8,30,170
Revenue	171	Interest earned	6,29,796
Revenue	180	Other Income	
Revenue	100	Others	
Expense			29,62,72,705
Expense	210	Establishment Expenses	1,91,86,613
Expense	220	Administrative Expenses	12,65,42,086
Expense	230	Operation & Maintenance	292
Expense	240	Interest & Finance Charges	20,81,776
Expense	250	Programme Expenses	
Expense	260	Revenue Grants, Contributions & Subsidies (Exp)	
Expense	270	Provisions and Write Off	
Expense	271	Miscellaneous Expenses	9,85,57,991
Expense	272	Depreciation on Fixed Assets	
Expense	280	Prior Period items	
Expense	290	Transfer to Reserve Funds	
Expense	200	Others	
Liability			3,17,76,38,558
Liability	310	Municipal (General) Fund	
Liability	311	Earmarked Funds	58,00,73,752
Liability	312	Reserves	36,50,97,338
Liability	320	Grants, Contribution for Specific purposes	13,29,65,000
Liability	330	Secured Loans	
Liability	331	Unsecured Loans	
Liability	340	Deposits received	2,33,87,979
Liability	341	Deposit Works	
Liability	350	Other Liabilities (Sundry Creditors)	6,63,04,220
Liability	360	Provisions	
Liability	300	Others	
Asset			4,72,66,30,143
Asset	410	Gross Block	
Asset	411	Accumulated Depreciation	(98,47,61,982)
Asset	412	Capital Work-in-progress	
Asset	420	Investment - General Fund	
Asset	421	Investment - Other Funds	
Asset	430	Stock in Hand (Inventories)	11,89,716
Asset	431	Sundry Debtors (Receivables)	4,26,53,836
Asset	432	Accumulated Provisions against Bad and Doubtful Receivables	
Asset	440	Prepaid Expenses	

लेखाकार
नगर पालिका परिषद
नवाबगंज, बाराबंकी

आवंटित अधिकारी
नगर पालिका परिषद नवाबगंज
बाराबंकी



Asset			
Asset	450	Cash and Bank Balance	55,77,43,003
Asset	460	Loans, Advances and Deposits	20,12,131
Asset	470	Other Assets	
Asset	480	Miscellaneous Expenditure (to the extent not written off)	
Asset	400	Others	
Secured Loans Particulars			
Debt			
Debt	33001	Loans from Central Government	
Debt	33002	Loans from State Government	
Debt	33003	Loans from Financial Institutions including Banks	
Debt	33004	Bonds and Other Debt Instruments	
Debt	33000	Others	
Unsecured Loans Particulars			
Debt			
Debt	33101	Loans from Central Government	
Debt	33102	Loans from State Government	
Debt	33103	Loans from Financial Institutions including Banks	
Debt	33104	Bonds and Other Debt Instruments	
Debt	33100	Others	
Tax Particulars			
Tax			
Tax	11001	Property Tax	2,28,66,234.00
Tax	11002	Water Supply and Drainage Tax	1,93,41,882.00
Tax	11003	Sewerage Tax	
Tax	11004	Conservancy Tax	
Tax	11005	Lighting Tax	
Tax	11006	Education Tax	
Tax	11007	Vehicle Tax	
Tax	11008	Tax on Animals	
Tax	11009	Electricity Tax	
Tax	11010	Professional Tax	
Tax	11011	Entertainment Tax	
Tax	11012	Advertisement Tax	
Tax	11013	Pilgrimage Tax	
Tax	11014	Octroi & Toll	
Tax	11015	Cess	
Tax	11016	Tax on Carts	
Tax	11017	Tax Remission & Refund	
Tax	11018	Others	
Municipal (General) Fund Particulars			
Tax	31001	Municipal (General) Fund	3,17,76,38,557.92
Tax	31002	Rounding off differences	

लेखा
नगर पालिका पार्षद
नवाबगंज, बाराबंकी

आवंशिका अधिकारी
नगर पालिका परिषद नवाबगंज
बाराबंकी

